



# THE ULTIMATE IN ANGLE GRINDER SAFETY!

WEPBA 19-180 Q RT 601099000



WEPBA 17-125 Q 600548190



#### The Metabo 3-year warranty

We give you an extra long 3 year warranty on all our products. Simply register up to 4 weeks after your purchase on the Internet and your regular guarantee is extended to three years. Register at [www.metabo.com/xxl](http://www.metabo.com/xxl)

# metabo®

PROFESSIONAL POWER TOOL SOLUTIONS



# THE METABO SAFETY & PERFORMANCE ADVANTAGE

MARATHON MOTOR

## Metabo Marathon Motor




### Developed for long service life in extreme applications

#### Up to 20% higher overload capacity & increased robustness:

- Turbo fans accelerate the cooling air to up to 400 km/h.
- Flow-optimised dust protection cage accelerates dust particles from the machine.
- Rear suction vents prevent unintentional covering for longer service life.
- New epoxy resin powder around the field coil.
- 30% more abrasion protection resin at the rotor winding.

#### Constant high speeds under load for quickest material removal:

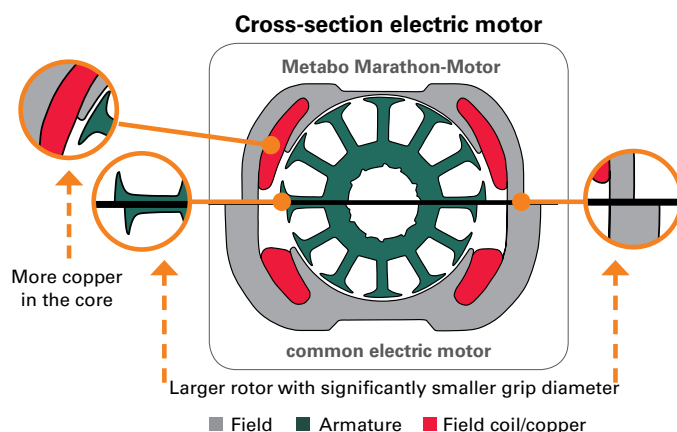
- Increased rotor diameter for optimum leverage and up to 50% more torque.
- New ventilation technology for significantly reduced average motor temperatures and up to 20% more max. output power.



### New patented field coil technology

#### Maximum power with excellent ergonomics

- The new patented field coil technology permits full performance with reduced handle circumference.
- Highest power density in any class
- Low-fatigue and safe working

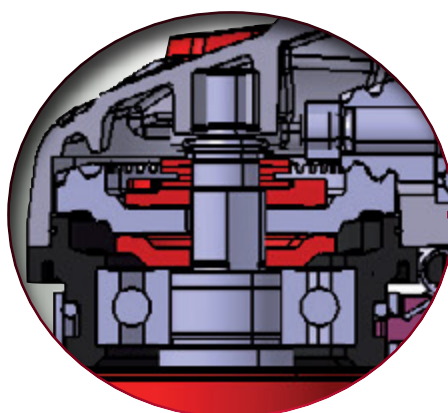


## Metabo S-Automatic Safety Clutch



### Developed to minimize the risk of dangerous kickback

- In 1966 Metabo introduced the world's first small angle grinder featuring the Metabo S-automatic safety clutch, designed to minimize the risk of dangerous kickback should the cutting or grinding disc become jammed.
- Not only does the Metabo S-automatic safety clutch provide unrivalled protection for the operator but also for the machine; the S-automatic safety clutch immediately disengages the drive from the motor therefore preventing the motor from stalling, overheating and eventually burning out.
- Most reliable safety clutch on the market.



1966



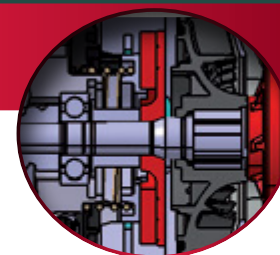
Today



## Metabo Brake Technology



- Fastest brake system for highest user protection (2 sec.)
- The only braking system to be 100% effective even in the event of power failure



## Metabo Deadman Paddle Switch

- Stops when you do. Once you release pressure on the switch the power tool automatically shuts down.
- This means if you lose your grip on the machine it turns off instantly, significantly reducing your risk of injury.



## Metabo Autobalancer



- User protection: 50% less hand-arm vibration (Vibrations may cause health problems e.g. HAVS = Hand-Arm-Vibration-Syndrome)
- Longer machine lifetime: benefit from reduced vibrations
- Up to 100% longer grinding disc lifetime
- Up to 50% longer cutting disc lifetime



## Metabo Vibratex

- Effectively protect users from cumulative, work related diseases resulting from vibration, such as hand-arm vibration syndrome (HAVS)
- More comfortable operation with less fatigue, resulting in safer operation



## Soft Start

- Stops start up shock.
- Soft start or "current limitation" limits the current passed to the machine during startup, preventing dangerous powerbursts that can lead to loss of control and RSI.
- Soft Start also doubles as an overload protector, if the user puts more load on the tool than they are supposed to the soft start function will kick in limiting the current and shutting down the tool until the pressure is released



## Restart Protection

- Protection for unexpected start-up.
- If the power supply to the machine is lost whilst in operation, an electronic safety switch prevents the motor from automatically restarting again when power is restored. So if you forget to turn your tool off after the disruption you won't have a "runaway" tool when the power returns.



# Dead Man Paddle Switch Range

## 125 mm Compact Angle Grinders With Deadman Paddle Switch

**WPB 12-125 Quick 1250 Watt**

- 125mm
- Input: 1,250w
- Speed: 11,000 rpm
- Torque: 3.4 Nm
- 4m Cable

**WEP 15-125 Quick 1550 Watt**

- 125mm
- Input: 1,550w
- Speed: 11,000 rpm
- Torque: 3.5 Nm
- 4m Cable

## Specialised Metal Working With Deadman Paddle Switch

**GEP 710 Plus 710 Watt**

- Input: 710w
- Speed: 10,00-30,500
- Collet: 6.4mm
- 4m Cable

**WEPF 9-125 Quick: 900 Watt**

- 125mm
- Input: 900w
- Speed: 10,000 rpm
- Torque: 2 Nm
- 43° minimum angle

# THE ULTIMATE IN ANGLE GRINDER SAFETY

## 125mm Safety Grinder NEW 180mm Rat Tail Safety Grinder

**WEPBA 17-125 Q 1700 Watt**

- Input: 1,700w
- Speed: 11,000 rpm
- Torque: 3.7 Nm
- 4m Cable

**WEPBA 19-180 Q RT 1900 Watt**

- Input: 1,900w
- Speed: 8,200 rpm
- Torque: 5 Nm
- 4m Cable

**Massive range of cutting & grinding wheels and accessories available. For more info visit:**

## THE METABO SAFETY & PERFORMANCE ADVANTAGE

**MARATHON MOTOR**  
Higher overload capacity for more efficiency

**QUICK CHANGE DISC**  
Tool free disc change

**TACHO CONSTAMATIC**  
TC ELECTRONICS  
Variable Speed. Almost constant speed under load

**VTC CONSTAMATIC**  
VTC ELECTRONICS  
Variable Speed Under Load.

**Electronic Safety Clutch**  
ELECTRONIC OVERLOAD PROTECTION  
Longer Service life

**S-AUTOMATIC SAFETY CLUTCH**  
ELECTRONIC SAFETY SHUTDOWN of motor if the disc jams

**FAST BRAKE**  
Stops the machine within 2 seconds

**AUTOBALANCER**  
Reduces harmful vibrations

**ANTI-VIBRATION SIDE HANDLE**  
Reduces hand-arm vibrations

**SOFT-START**  
Greater initial control at start up

**RESTART PROTECTION**  
Protects the user from unintentional start-up

## 125 mm Compact Angle Grinders

**W 12-125 Quick 1250 Watt**

- Input: 1,250w
- Speed: 11,000 rpm
- Torque: 3.4 Nm
- 4m Cable

**WE 15-125 Quick 1550 Watt**

- Input: 1,550w
- Speed: 11,000 rpm
- Torque: 3.5 Nm
- 4m Cable

**WEV 15-125 Quick 1550 Watt Variable Spd**

- Input: 1,550w
- Speed: 2,800 - 11,000 rpm
- Torque: 3.5 Nm
- 4m Cable

**WEA 17-125 Quick 1700 Watt**

- Input: 1,700w
- Speed: 11,000 rpm
- Torque: 3.7 Nm
- 4m Cable

## NEW 125mm Rat Tail Angle Grinder

**WE 17-125 Q RT 1700 Watt**

- Input: 1,750w
- Speed: 11,000 rpm
- Torque: 3.8 Nm

## 180 mm Angle Grinders

**W 22-180 MVT 2200 Watt**

- Input: 2,200w
- Speed: 8,500 rpm
- Torque: 11 Nm
- 4m Cable
- 3 position rotatable rear handle

**WE 24-180 MVT 2400 Watt**

- Input: 2,400w
- Speed: 8,500 rpm
- Torque: 14 Nm
- 4m Cable
- 3 position rotatable rear handle

## NEW 180 mm Rat Tail Angle Grinder

**WE 19-180 Q RT 1900 Watt**

- Input: 1,900w
- Speed: 8,200 rpm
- Torque: 5 Nm
- 4m Cable

## 230 mm Angle Grinders

**W 24-230 MVT 2400 Watt**

- Input: 2,400w
- Speed: 6,600 rpm
- Torque: 17 Nm
- 4m Cable
- 3 position rotatable rear handle

**WE 24-230 MVT Q 2400 Watt**

- Input: 2,400w
- Speed: 6,600 rpm
- Torque: 17 Nm
- 4m Cable
- 3 position rotatable rear handle





# 18V Dead Man Paddle Switch Range

18 Volt 125mm Safety Angle Grinders with Paddle Switches



- Skin: WPB 18 LTX BL 125 Quick**  
**Kit: WPB 18 LTX BL 125 Quick -K**
- Input: 18 Volt
  - Speed: 9,000 rpm
  - 4-position rotatable battery
  - Detachable dust filter



- Skin: WP 18 LTX**  
**Kit: WP 18 LTX -K**
- Input: 18 Volt
  - Speed: 8,000 rpm
  - 4-position rotatable battery
  - Detachable dust filter



- Skin Only: WPF 18 LTX**
- Input: 18 Volt
  - Speed: 8,000 rpm
  - 4-position rotatable battery
  - Detachable dust filter

## 18 Volt 125mm Angle Grinders



- Skin: WB 18 LTX BL 125 Quick**  
**Kit: WB 18 LTX BL 125 Quick -K**
- Input: 18 Volt
  - Speed: 9,000 rpm
  - 4-position rotatable battery
  - Detachable dust filter



- Skin: W 18 LTX**  
**Kit: W 18 LTX -K**
- Input: 18 Volt
  - Speed: 8,000 rpm
  - 4-position rotatable battery
  - Detachable dust filter



- Skin: WF 18 LTX LTX**  
**Kit: WF 18 LTX -K**
- Input: 18 Volt
  - Speed: 8,000 rpm
  - 4-position rotatable battery
  - Detachable dust filter

## NEW 18 Volt 180mm Brushless Angle Grinder



- Skin Only: WB18 LTX BL 180**
- 60mm Cutting Depth
  - 4-position rotatable battery
  - Detachable dust filter

**NEW**

Battery pack voltage	18 Volt
Grinding Disc ø	180 mm
No-Load Speed	9000 /min
Torque	2.5 Nm



100% compatibility with the 18 Volt class: powerful 36 Volt operation with two 18 Volt battery packs

# NEW TWIN 18 VOLT



## 230mm Cordless Angle Grinder



**Skin Only: WPB 36-18 LTX 230**

- World's first cordless 230mm angle grinder
- Large cutting depth of 77 mm
- Unique encapsulated Metabo brushless motor

Battery pack voltage	2x 18 V
Grinding wheel	Ø230 mm
No-load speed	6600 rpm
Spindle thread	M 14

**NEW**



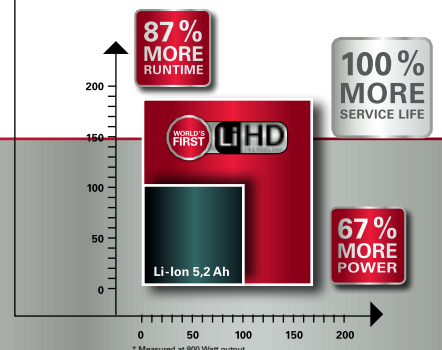
- 4x 7.0Ah LiHD Starter Kit\***
- 4x LiHD 7.0 Ah Battery
  - 2x ASC Ultra Quick Charger
  - 1 x Heavy Duty Bag

\*STARTER KIT ONLY AVAILABLE WHEN ORDERING:  
 WPB 36-18 LTX BL 230 SKINS.  
 MAX. 1 STARTER KIT PER SKIN

**NOW  
 IN 7.0 Ah**

**18V 7.0 Ah Li HD Battery**

**80 Compatible  
 Tools Available**

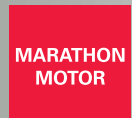


## Powered by Metabo High Density Lithium Batteries.

### WHAT IS METABO HIGH DENSITY LITHIUM?

Revolutionary LiHD high-performance cells: Completely new electromechanical design with significantly stronger conductors, which in combination with more active material, permit a significant increase in the accessible power output resulting in more usable energy for you

## THE METABO SAFETY & PERFORMANCE ADVANTAGE



**MARATHON MOTOR**  
 Higher overload capacity for more efficiency



**QUICK CHANGE DISC**  
 Tool free disc change



**TC ELECTRONICS**  
 Variable Speed. Almost constant speed under load



**VTC ELECTRONICS**  
 Variable Speed Under Load.



**ELECTRONIC OVERLOAD PROTECTION**  
 Longer Service life



**ELECTRONIC SAFETY SHUTDOWN**  
 of motor if the disc jams



**S-AUTOMATIC SAFETY CLUTCH**  
 Mechanical clutch Prevents Kickback



**FAST BRAKE**  
 Stops the machine within 2 seconds



**AUTOBALANCER**  
 Reduces harmful vibrations



**ANTI-VIBRATION SIDE HANDLE**  
 Reduces hand-arm vibrations



**SOFT START**  
 Greater initial control at start up



**RESTART PROTECTION**  
 Protects the user from unintentional start-up



## Specialist Metalworking: 125mm Flat Head Angle Grinders



### WEF 9-125 910 Watt

- Input: 910w
- Speed: 10,000 rpm
- Torque: 2 Nm
- 4m Cable
- Electronic Kick back stop
- 43° minimum angle
- 66 x 110 mm (h x d) gap



### WEF 15-125 Quick 1550 Watt

- Input: 1,550w
- Speed: 11,000 rpm
- Torque: 3.5 Nm
- 4m Cable
- Electronic Kick back stop
- 43° minimum angle
- 66 x 110 mm (h x d) gap



## Specialist Metalworking: Die Grinders



### GE 710 Compact 710 Watt

- Input: 710w
- Speed: 13,000 - 34,000 rpm
- Collet: 1/4"
- 4m Cable



### GE 710 Plus 710 Watt

- Input: 710w
- Speed: 10,000 - 30,500 rpm
- Collet: 1/4"
- 4m Cable



### GE 950 G Plus 950 Watt

- Input: 950w
- Speed: 2,500 - 8,700 rpm
- Collet: 1/4"
- 4m Cable

## 355mm Cut Off Saw

### CS 23-355 2300 Watt

- Speed: 4,000 rpm
- Cuts upto Ø65mm bar steel and 130mm shape steel
- Spindle lock for easy disc change
- Quick clamping device
- Swivelling cutting guard
- Adjustable spark guide plate
- Adjustable cutting depth limiter



## Powershear

### Powershear

- Input: 650w
- Speed: 2,800 /min
- Torque: 5 Nm
- Min. cutting radius: 50mm
- Max. cutting: 1.6mm Sheet Steel  
1.2mm Stainless Steel



## Bench Grinders

### DS 150 350 Watt

- Input: 350w
- Wheel: Ø150 x 20 x Ø20 mm
- Speed: 2980 rpm
- Unique wheel guard bayonet lock: Fast & Easy wheel change
- Large spark protection guards for optimum eye protection
- Vibration-damping rubber feet
- Grinding wheels 36P and 60N



### DS 200 600 Watt

- Input: 600w
- Wheel: Ø200 x 25 x Ø32 mm
- Speed: 2980 rpm
- Unique wheel guard bayonet lock: Fast & Easy wheel change
- Large spark protection guards for optimum eye protection
- Vibration-damping rubber feet
- Grinding wheels 36P and 60N



## NEW Specialist Metalworking: Bevelling Tools

### For Chamfer & Radius

### NEW



### KFM 9-3 RF 900 Watt

- Input: 900w
- Speed: 11,500/min
- Edge types: Chamfer & radius
- Max. chamfer height at 45°: 4mm
- Max. radius: R3
- Suitable for steel, stainless steel, aluminium and aluminium alloys
- No blue discolouration or structural change due to heat
- Dust free working for high user protection
- Ball-bearing stationary seal ring for easy working in curves or corners
- Guide stop for easy processing of straight work

### For Chamfer



### NEW

### KFM 16-15 F 1600 Watt

- Input: 1,600w
- Speed: 12,000/min
- Edge types: Chamfer
- Max. chamfer height at 45°: 15mm
- Max. chamfer width at 45°: 21mm
- Patented One-touch controller
- Precise setting of the chamfer angle directly via the guide plates
- Universal cutter head with three carbide indexable inserts for all chamfer angles



### NEW

### KFM 15-10 F 1500 Watt

- Input: 1,500w
- Speed: 12,500/min
- Edge types: Chamfer
- Max. chamfer height at 45°: 10mm
- Max. chamfer width at 45°: 14mm
- Patented One-touch controller
- Precise setting of the chamfer angle directly via the guide plates
- Universal cutter head with three carbide indexable inserts for all chamfer angles



## NEW 18 Volt Specialised Metalworking: Bevelling Tool

### NEW



### Skin Only: KFM 18 LTX 3 RF

- 18V LIHD Compatible
- Speed: 7,000 /min
- Edge types: Chamfer & radius
- Max. chamfer height at 45°: 4mm
- Max. radius: R3
- Suitable for steel, stainless steel, aluminium and aluminium alloys
- No blue discolouration or structural change
- Dust free working for high user protection
- Standard carbide indexable Inserts
- Ball-bearing stationary seal ring for easy working in curves or corners
- Guide stop for easy processing of straight work



## Patented One-Touch-Controller

- Integrated stop points against unintentional adjustment of the cutting depth when working
- Permits single-handed adjustment of the cutting depth in 0.1mm increments



## THE METABO SAFETY & PERFORMANCE ADVANTAGE



**MARATHON MOTOR**  
Higher overload capacity for more efficiency



**QUICK CHANGE DISC**  
Tool free disc change



**TC ELECTRONICS**  
Variable Speed. Almost constant speed under load



**VTC ELECTRONICS**  
Variable Speed Under Load.



**ELECTRONIC OVERLOAD PROTECTION**  
Longer Service life



**ELECTRONIC SAFETY SHUTDOWN**  
of motor if the disc jams



**S-AUTOMATIC SAFETY CLUTCH**  
Mechanical clutch Prevents Kickback



**FAST BRAKE**  
Stops the machine within 2 seconds



**AUTOBALANCER**  
Reduces harmful vibrations



**ANTI-VIBRATION SIDE HANDLE**  
Reduces hand-arm vibrations



**SOFT START**  
Greater initial control at start up



**RESTART PROTECTION**  
Protects the user from unintentional start-up





# Stainless Steel



## Inox Angle Grinder



### WEV 15-125 Inox Q 1500 Watt Variable Speed

- Disc Size:  $\phi 125\text{mm}$
- Input: 1,500w
- Speed: 2,000 - 7,600 rpm
- Torque: 5 Nm
- 4m Cable

#### Includes:

- Guard
- Inner support flange
- M-Quick flange nut
- Metabo VibraTech (MVT) side handle

## Inox Fillet Weld Grinder



### KNSE 9-150 Set

- Disc Size:  $\phi 150\text{ mm}$
- Input: 950w
- Speed: 1,900 - 3,800 rpm
- Torque: 9.5 Nm

#### Includes:

- Side handle
- Metal carry case
- Guard
- 1 Polishing file
- Inner support flange
- Nut with two holes
- Flat-pin spanner
- Hexagonal wrench
- 2 Fleece compact disc 150x6x25.4 mm; 1x very fine & 1x medium
- 2 Fleece compact discs (150x3x 25.4 mm; medium)

## Inox Burnisher



### SE 12-115 Set

- Abrasive Wheel:  $\phi 100\text{-}200 \times 50\text{-}100\text{ mm}$
- Input: 950w
- Speed: 900 - 2,800 rpm

#### Includes:

- Side handle
- Metal carry case
- 3 Spacer rings for narrow rollers
- 1 Expansion roller ( $\phi 90 \times 100\text{mm}$ )
- 3 Sanding belts ( $\phi 90 \times 100\text{mm}$ ; P80)
- 1 Fleece grinding wheel ( $\phi 105 \times 100\text{mm}$ ; P280)
- 1 Flap wheel ( $\phi 105 \times 100\text{mm}$ ; P80)
- 1 Flap / fleece grinding wheel ( $\phi 105 \times 50\text{mm}$ ; P180)

## Inox Band File



### BFE 9-20 Set

- Belt (WxL): 6-19 x 457 mm
- Input: 950w
- Speed: 10.6 - 20 m/s
- Grinding Arm: 90 mm

#### Includes:

- Side handle
- Metal carry case
- 2 x Sanding belt arms
- 40 Sanding belts zirconia 6x457 mm; P60 / P120 & 19x457 mm; P60/P120 (10 each)
- 10 Sanding belts zirconia (19x457 mm; P120)
- 4 Fleece bands 6x457 mm & 19x457 mm; medium. (2each)

## Inox Pipe Belt Sander



### RBE 9-60 Set

- Belt (WxL): 30 x 533 mm
- Input: 900w
- Belt Speed: 18-14 m/s
- Max. Pipe diameter: 60mm
- Wrap angle: 190°

#### Includes:

- Metal carry case
- 10 Sanding belts zirconia (30x533 mm; P80)
- 2 Pyramid sanding belts (30x533 mm; P280/A65)
- 2 Pyramid sanding belts (30x533 mm; P400/A45)
- 2 Pyramid sanding belts (30x533 mm; P600/A30)
- 2 Pyramid sanding belts (30x533 mm; P1200/A16)
- 3 Fleece bands (30x533 mm; medium)
- Hexagonal wrench

## Inox Pipe Belt Sander



### Kit: RBE 15-180 Set

- Belt (WxL): 40 x 760 mm
- Input: 1,550w
- Belt Speed: 8.4 - 28 m/s
- Max. Pipe diameter: 180mm
- Wrap angle: 270°

#### Includes:

- Side handle
- Metal carry case
- 10 Sanding belts zirconia (40x760 mm; P80)
- 2 Pyramid sanding belts (40x760 mm; P280/A65)
- 2 Pyramid sanding belts (40x760 mm; P400/A45)
- 2 Pyramid sanding belts (40x760 mm; P600/A30)
- 2 Pyramid sanding belts (40x760 mm; P1200/A16)
- 3 Fleece bands (40x760 mm medium)

## Inox 125mm Grinder



# 18V



### Kit: W 18 LTX 125 Inox Set

#### Skin: W 18 LTX 125 Inox SK

- Input: 18 Volt
- Speed: 0-5,000 rpm
- Disc: 125mm

## Inox Fillet Weld Grinder



### Skin Only: KNS 18 LTX 150 SK

- Input: 18 Volt
- Speed: 0- 3,800rpm
- Disc: 150mm

## Inox Burnisher



### Skin Only: S 18 LTX 115 SK

- Input: 18 Volt
- Speed: 0-3,000 /min
- Abrasive wheel:  $\phi 105 \times 50 - 100\text{mm}$
- Knuckle guard

## Inox Band File



### Skin Only: BF 18 LTX 90 SK

- Input: 18 Volt
- Belt Speed: 8 m/s
- Belt: 6 - 19 x 457mm
- Grinding Arm: 90mm
- Grinding head can be swivelled by 270°

## Inox Pipe Belt Sander



### Skin Only: RB 18 LTX 60 SK

- Input: 18 Volt
- Belt Speed: 9.2 m/s
- Belt: 30 x 533mm
- Max. Pipe diameter: 60mm
- Wrap angle: 190°

## THE METABO SAFETY & PERFORMANCE ADVANTAGE

MARATHON MOTOR

Higher overload capacity for more efficiency



QUICK CHANGE DISC  
Tool free disc change



TC ELECTRONICS  
Variable Speed. Almost constant speed under load



VTC ELECTRONICS  
Variable Speed Under Load.



ELECTRONIC OVERLOAD PROTECTION  
Longer Service life



Electronic Safety Clutch  
ELECTRONIC SAFETY SHUTDOWN  
of motor if the disc jams



S-AUTOMATIC SAFETY CLUTCH  
Mechanical clutch Prevents Kickback



FAST BRAKE  
Stops the machine within 2 seconds



AUTOBALANCER  
Reduces harmful vibrations



ANTI-VIBRATION SIDE HANDLE  
Reduces hand-arm vibrations



SOFT START  
Greater initial control at start up



RESTART PROTECTION  
Protects the user from unintentional start-up



## NEW 18 Volt Tapping Drill

### UNIQUE TAPPING DRILL



**NEW**



**Skin:** GB 18 LTX BL Q i

**Kit:** GB 18 LTX BL Q i -K

- Powerful Brushless Motor
- Automatic change of rotation in tapping mode:
  1. Forward rotation when pushing
  2. Reverse rotation when pressure is released.
- Input: 18 Volt
- Max. Torque: 120Nm
- Speed: 0-500 / 0 - 1,850 rpm
- Impulse removes damaged screws
- Precision stop: precise torque settings
- Metabo Quick Chuck



## 18 Volt Hammer Drill



**Kit Only:** SB 18 LTX BL i

- Powerful Brushless Motor
- Input: 18 Volt
- Max. Torque: 120Nm
- Speed: 0-500 / 0 - 1,850 rpm
- Impulse removes damaged screws
- Precision stop: precise torque settings

**NEW**



## 18 Volt High Speed Metal Drill



**Skin Only:** BE 18 LTX 6

- Input: 18 Volt
- Max. Torque: 4 Nm
- Speed: 0 - 4,000rpm
- Spindle Stop
- 43mm collar can fit additional handle



## NEW 18 Volt 3 Speed Hammer Drill



**Skin Only:** SB 18 LTX 3 BL i

- Powerful Brushless Motor
- Impulse removes damaged screws
- Precision stop: precise torque settings

**NEW**

**3 SPEED**



Battery pack voltage	18 Volt
Max. torque, hard	120 Nm
Drill diameter in Steel / Wood / Conc.	13 / 65 / 16 mm
No-load speed RPM	0 - 500 / 0 - 1,850 / 0 - 3,800
Max. impact rate	32,300 /min
Weight (with battery pack)	2.8 kg

CORDLESS KITS INCLUDE 2 X BATTERIES, CHARGER & CASE



**The Metabo 3-year warranty**

We give you an extra long 3 year warranty on all our products. Simply register up to 4 weeks after your purchase on the Internet and your regular guarantee is extended to three years. Register at [www.metabo.com/xxl](http://www.metabo.com/xxl)

**metabo**®

PROFESSIONAL POWER TOOL SOLUTIONS

Metabo Pty Ltd ABN 80 004 697 741  
10 Dalmore Drive Scoresby 3179  
P (03) 9765 0199 F (03) 9765 0189  
1800 METABO  
[sales@metabo.com.au](mailto:sales@metabo.com.au)  
[www.metabo.com.au](http://www.metabo.com.au)

METABO RESERVES THE RIGHT TO CORRECT ANY PRINTED ERRORS.(E&OE).  
PRODUCTS MAY VARY DUE TO TECHNICAL CHANGES & AVAILABILITY.  
AUGUST 2017